



million
in one

tilt switch

MILLTRONICS

SIEMENS

Safety Guidelines

Warning notices must be observed to ensure personal safety as well as that of others, and to protect the product and the connected equipment. These warning notices are accompanied by a clarification of the level of caution to be observed.

Qualified Personnel

This device/system may only be set up and operated in conjunction with this manual. Qualified personnel are only authorized to install and operate this equipment in accordance with established safety practices and standards.

Warning: This product can only function properly and safely if it is correctly transported, stored, installed, set up, operated, and maintained.

Note: Always use product in accordance with specifications.

| Copyright Siemens Milltronics Process Instruments Inc. 2004. All Rights Reserved | Disclaimer of Liability |
|---|--|
| This document is available in bound version and in electronic version. We encourage users to purchase authorized bound manuals, or to view electronic versions as designed and authored by Siemens Milltronics Process Instruments Inc. Siemens Milltronics Process Instruments Inc. will not be responsible for the contents of partial or whole reproductions of either bound or electronic versions. | While we have verified the contents of this manual for agreement with the instrumentation described, variations remain possible. Thus we cannot guarantee full agreement. The contents of this manual are regularly reviewed and corrections are included in subsequent editions. We welcome all suggestions for improvement. Technical data subject to change. |

MILLTRONICS® is a registered trademark of Siemens Milltronics Process Instruments Inc.

Contact SMPI Technical Publications at the following address:

Technical Publications
Siemens Milltronics Process Instruments Inc.
1954 Technology Drive, P.O. Box 4225
Peterborough, Ontario, Canada, K9J 7B1
Email: techpubs.smpi@siemens.com

- For a selection of Siemens Milltronics level measurement manuals, go to: **www.siemens.com/processautomation**. Under Process Instrumentation, select *Level Measurement* and then go to the manual archive listed under the product family.
- For a selection of Siemens Milltronics weighing manuals, go to: **www.siemens.com/processautomation**. Under Weighing Technology, select *Continuous Weighing Systems* and then go to the manual archive listed under the product family.

Milltronics Tilt Switch Probe

The Milltronics Tilt Switch probe is an electro-mechanical tilt switch for point level detection, plugged chute detection, belt tracking alarm, and feed loss detection on conveyor belts. Tilt switches also provide simple high and low alarm for both dry bulk solids and liquids.

The rugged, stainless steel encapsulated probe is suspended vertically over a bin or belt, and the potted switch inside the probe provides a signal when material tilts it through an angle of more than 17° from vertical in any direction. The switch will remain open until it returns to an angle of less than 17°. The probe should be mounted so it can be tilted by the measured material. Do not mount the probe in the path of falling material as this may bury or damage the probe or cause erratic switching.

Optional extensions are available for specific applications.

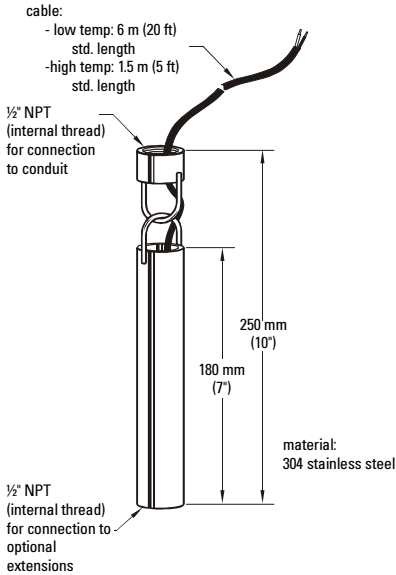
| | |
|-----------------|--|
| Wear Extension: | replaceable extension used for level detection on coarse or abrasive materials, belt tracking and loss of feed on belt conveyors |
| Cross Paddle: | used in level detection on fine ores or medium bulk density materials |
| Flat paddle: | used for plugged chute detection |
| Float: | used for level detection of liquids or light density materials |

Specifications

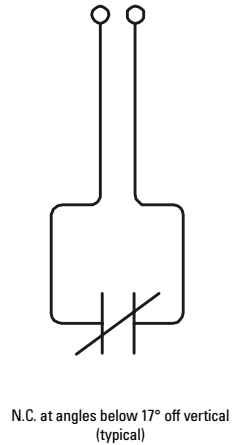
| | |
|-----------------------------|--|
| • Switch | totally encapsulated mercury switch rated at 30 V DC maximum |
| • Switching angle | typically 17° from vertical, normally closed |
| • Minimum operating current | 10 mA |
| • Output | single normally closed contact 2A @ 24 V DC |
| • Impedance | typically 5 ohms |
| • Temperature rating | low temperature: -40 to 90 °C (-40 to 194 °F) high temperature: -40 to 150 °C (-40 to 302 °F) |
| • Cable | low temperature: 6.1 m (20 ft) of type SJO 18-2 high temperature: 1.5 m (5 ft) of 18 AWG, 2 shielded PTFE |
| • Housing | Schedule 80 stainless steel pipe with ½" NPT mounting for extensions |
| • Material | 304 stainless steel |
| • Shipping weight | 2 kg (4.4 lbs) |
| • Approval | CE |

Probe – Outline and Dimensions

Tilt Switch

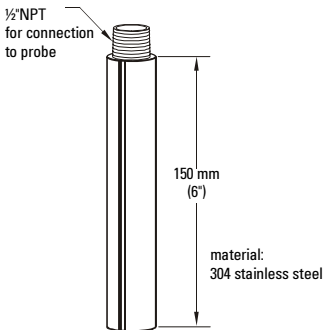


Schematic

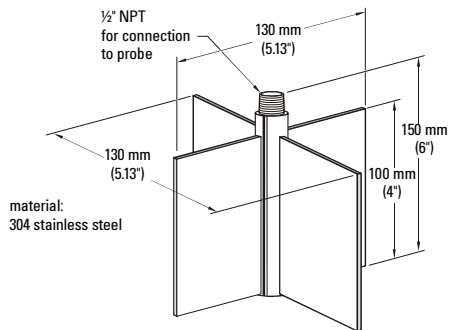


Probe Extensions

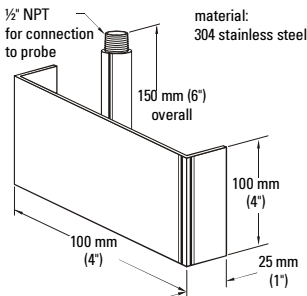
Wear



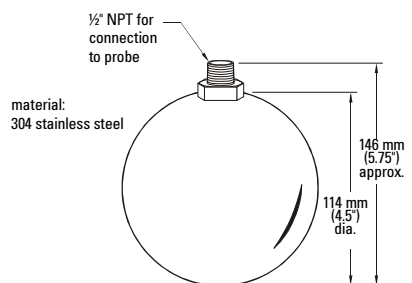
Cross Paddle



Flat Paddle

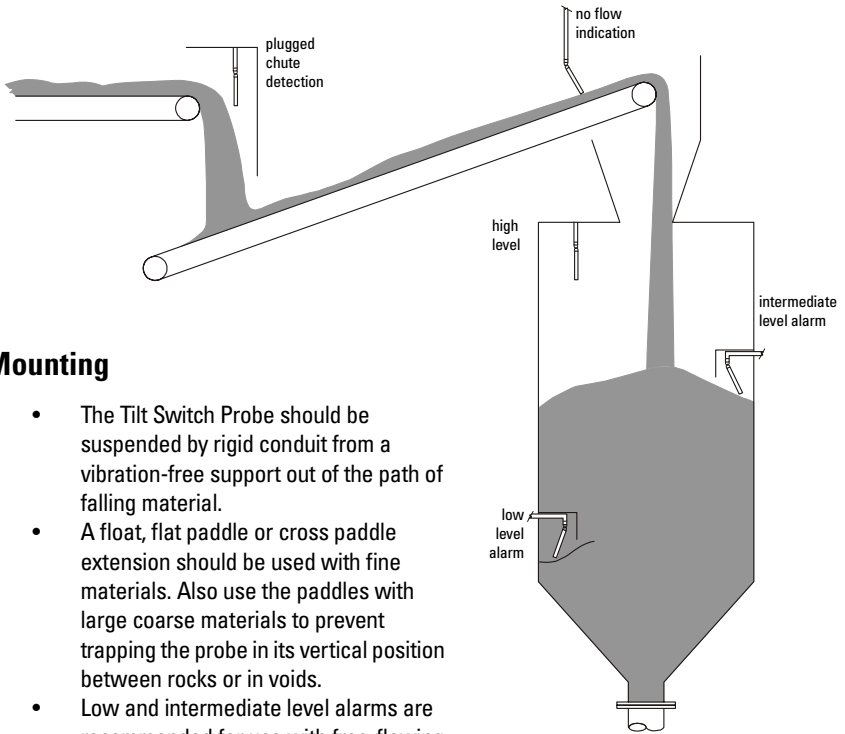


Float



Applications

Dry Level Detection



Mounting

- The Tilt Switch Probe should be suspended by rigid conduit from a vibration-free support out of the path of falling material.
- A float, flat paddle or cross paddle extension should be used with fine materials. Also use the paddles with large coarse materials to prevent trapping the probe in its vertical position between rocks or in voids.
- Low and intermediate level alarms are recommended for use with free-flowing materials, such as dry aggregates, pellets, or grain.



www.siemens.com/processautomation

Siemens Milltronics Process Instruments Inc.
1954 Technology Drive, P.O. Box 4225
Peterborough, ON, Canada K9J 7B1
Tel: (705) 745-2431 Fax: (705) 741-0466
Email: techpubs.smpi@siemens.com

© Siemens Milltronics Process Instruments Inc. 2004
Subject to change without prior notice



Printed in Canada

Rev. 1.0